

3.2. *Reductio* arguments: refuting suppositions

3.2.0. Overview

Since negating a sentence changes what it says into the contradictory opposite, the role of negation in deductive reasoning is quite different from the role of conjunction; and rules for negation will focus on the rejection of sentences rather than the extraction and assembly of information.

3.2.1. The duality of premises and alternatives

The deductive properties of negation rest on ties between the relation between premises and alternatives on the one hand and the relation between a sentence and its negation on the other.

3.2.2. Drawing negative conclusions

The basic form of argument for a negative conclusion establishes a relation of exclusion, and it does so by a reduction to absurdity.

3.2.3. Some examples

An account of the role of negation as a conclusion does not capture all its deductive properties, but many of the most typical sorts of negative argumentation do follow.

Glen Helman 11 Jul 2012

3.2.1. The duality of premises and alternatives

The law for alternatives *via* contradictory assumptions tells us that, when sentences φ and φ^{\boxtimes} are contradictory, having one as a premise comes to the same thing as having the other as a conclusion—that is,

$$\Gamma \vDash \varphi, \Sigma \text{ if and only if } \Gamma, \varphi^{\boxtimes} \vDash \Sigma$$

If we apply this to the contradictories φ and $\neg \varphi$, we get a pair of principles

$$\begin{aligned} \Gamma \vDash \neg \varphi, \Sigma \text{ if and only if } \Gamma, \varphi \vDash \Sigma \\ \Gamma, \neg \varphi \vDash \Sigma \text{ if and only if } \Gamma \vDash \varphi, \Sigma \end{aligned}$$

where we get the second by reversing the contradictory pair. The two together tell us that having a negation as either a premise or alternative comes to the same thing as having the unnegated sentence in the opposite role (where the opposition in question is the duality mentioned in 1.4.8).

We do not study relative exhaustiveness directly, and we use of the basic law for relative exhaustiveness mainly to exchange alternatives for premises so that a claim of relative exhaustiveness may be converted into a claim of entailment. But suppose we apply it to entailment instead; that is, suppose we begin with only a single alternative (so the set Σ is empty). In this case, when φ and φ^{\boxtimes} are contradictory, we can say that

$$\Gamma \vDash \varphi \text{ if and only if } \Gamma, \varphi^{\boxtimes} \vDash \perp$$

where the right-hand side says that φ^{\boxtimes} is inconsistent with (or is excluded by) Γ . When we express that inconsistency as the validity of a *reductio* argument, we get the following principle:

$$\text{if } \varphi \text{ and } \varphi^{\boxtimes} \text{ are contradictory, then } \Gamma \vDash \varphi \text{ if and only if } \Gamma, \varphi^{\boxtimes} \vDash \perp$$

And this will be the basis for our account of negation.

We get our basic principles for negation by applying this principle to the case of negation by choosing the contradictory pair as a sentence and its negation, both in that order and its reverse. Turning the second **if and only if** principle around so that clause concerning negation comes first, the two principles are these:

LAW FOR NEGATION AS A CONCLUSION. $\Gamma \vDash \neg \varphi$ if and only if $\Gamma, \varphi \vDash \perp$.

LAW FOR NEGATION AS A PREMISE. $\Gamma, \neg \varphi \vDash \perp$ if and only if $\Gamma \vDash \varphi$.

Although these principles are dual in something like the way that the earlier pair for relative exhaustiveness were, each has a rather different significance. The first captures the core properties of negation while the second is closely tied to the equivalence of $\neg \neg \varphi$ with φ (which, as was noted in 3.1.3, is about

as controversial as anything gets in logic). Also, while the first will provide us with straightforward ways of planning for negative goals and carrying out these plans, the second gives an account of the role of negative premises only in the context of *reductio* arguments and, for this reason, has a less straightforward implementation as a derivation rule. We will go on to explore the implementation of the first now and postpone a discussion of the second until 3.3.

Glen Helman 11 Jul 2012

3.2.2. Drawing negative conclusions

The law for negation as a conclusion

$$\Gamma \vDash \neg \phi \text{ if and only if } \Gamma, \phi \vDash \perp$$

describes the conditions under which an entailment of the form $\Gamma \vDash \neg \phi$ holds.

An example may help in thinking about this law. The argument

Ann and Bill were not both home without the car being in the driveway
Ann was home but the car was not in the driveway

Bill was not home

is valid and seeing that it is valid comes to the same thing as seeing that Bill could not have been home if the premises are true. But to see this is to see that the claim **Bill was home** is excluded by the premises of the argument. So the negative conclusion of this argument is valid because the conclusion denies something that is excluded by the premises.

This connection between validity and exclusion is just what the law for negation as a conclusion states. For a *reductio* entailment $\Gamma, \phi \vDash \perp$ is the way we capture exclusion in terms of entailment: Γ excludes ϕ if adding ϕ to Γ would enable us to reach an absurd conclusion. And the law tells us that we can validly conclude a negation $\neg \phi$ when we can reduce to absurdity the result of adding ϕ to the premises Γ . So we can say that the example above is valid because due to the inconsistency of the three sentences

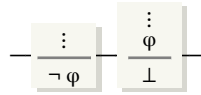
Ann and Bill were not both home without the car being in the driveway
Ann was home but the car was not in the driveway
Bill was home

We can reduce these claims to absurdity by noting that the second and third together imply **Ann and Bill were both home without the car being in the driveway** and that this is what the first denies.

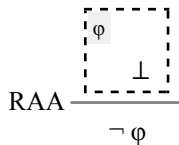
Although this reduction to absurdity shows the inconsistency of the full set of sentences from which we draw the absurd conclusion, we focus attention on the last one of them to draw a negative conclusion from the first two. And in general, the entailment $\Gamma, \phi \vDash \perp$ shows the inconsistency of the full set containing the members of Γ together with ϕ , but we focus attention on ϕ when we say it is excluded by, or is inconsistent with, Γ . We can focus attention on a single sentence when speaking of reduction to absurdity itself by saying that the argument $\Gamma, \phi / \perp$ reduces ϕ to absurdity given Γ . And this allows us to re-

state the law for negation as a conclusion in another way: we can validly conclude a negation $\neg \phi$ from premises Γ when we can reduce ϕ to absurdity given the premises Γ . In the example above, we reduced **Bill was home** to absurdity given the two premises of the original argument.

As a rule for argument trees, the principle for negation as a conclusion would lead us to grow the tree as shown here:



There is no branching, but a premise is added and the required conclusion is strengthened to \perp . And if we state this rule for conclusion trees, it takes the following form:



This shows a pattern of argument in which we conclude $\neg \phi$ from the premise \perp . But that description would apply also to the rule EFQ, so it clearly does not capture all that is going on here. The conclusion $\neg \phi$ is, in general, weaker than \perp . The premise \perp falls within the scope of a supposition of ϕ . After that supposition is discharged, our conclusion must be weaker than \perp . The conclusion $\neg \phi$ is in general weaker than \perp , and it is weaker in a way that licenses us to drop ϕ from our assumptions: since $\neg \phi$ rules out no case where ϕ is false, it need no longer depend on an assumption ϕ that rules out such cases.

This illustrates a use of suppositions that is different from that in the rules Lem and LFR of 2.4. In those rules, the supposition represents a lemma that we have on loan, a loan that is paid if we are also able to conclude the lemma without supposing it. When we suppose ϕ in order to prove $\neg \phi$, we make a different use of the supposition: we suppose it in order to refute it by reducing it to absurdity. That is, we make the supposition in order to describe a sort of possibility, and we go on to rule out this sort of possibility on the basis of other assumptions. We will encounter still other uses of suppositions in later chapters.

The rule that implements these ideas in derivations will be called *Reductio Ad Absurdum* or RAA. It is shown in Figure 3.2.2-1.

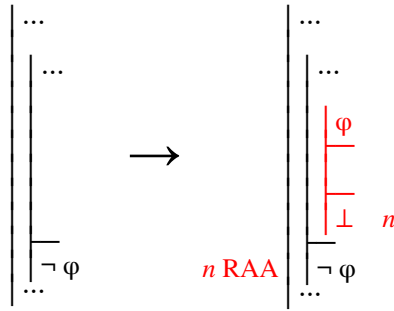


Fig. 3.2.2-1. Developing a derivation by planning for a negation at stage n .

It leads us to develop a gap by adding a supposition and, at the same time, changing our goal to \perp . The part of the derivation these changes affect is marked by a scope line, and the added resource is marked off at the top by a horizontal line.

As with other rules, the form of RAA in conclusion trees explains the numerical annotations for it in derivations. A stage number is placed to the right of \perp , since it is the premise from which $\neg \phi$ is concluded. The supposition ϕ is not a premise of the rule but plays a different role so no stage number is added to its right (though one might appear later if it is exploited inside the gap as it develops further). The fact that the supposition is discharged when we draw a conclusion from \perp is shown in the derivation simply by the fact that its scope line ends with \perp .

Once we have begun a *reductio* argument, we have \perp as our goal and we must look for ways of reaching it. The only way we have in our rules so far is QED, but that requires that we have \perp among our resources. While it is, of course, possible that our new supposition is \perp or that \perp was already among our resources, we would not expect this to happen in general. Usually, we will need to make use of both the supposition and the pre-existing resources and make use of some negative claims among them. Our full discussion of the use of negative resources will come only in 3.3, but the core principle for using such resources is one we can consider now.

One of the traditional laws of logic is the *law of non-contradiction*. This is sometimes referred to also as the “law of contradiction” when the focus is simply on the fact that it is a law for concluding something from a contradictory pair rather than the fact that what we conclude is that they cannot be both true. We know it as the principle that $\neg \phi$ and ϕ are mutually exclusive—or, in the form most relevant at the moment, that $\neg \phi, \phi \vDash \perp$.

This idea lies behind a pattern of argument that we will call *Non-contradiction* or Nc:

$$\text{Nc} \frac{\neg \varphi \quad \varphi}{\perp}$$

This pattern of argument will appear in derivations as a way of completing a *reductio* argument:

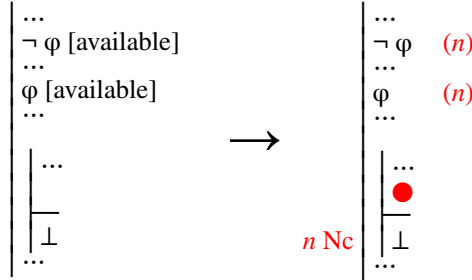


Fig. 3.2.2-2. Closing the gap of a *reductio* argument one of whose resources negates another.

Notice that, as with other rules that close gaps, the resources required to apply this need only be available and they are marked with parenthesized stage numbers. The latter point is moot, as it was with QED and EFQ, since the gap closes. And, in a way, the possibility of using available but inactive resources is moot also. Once we have the further rules of 3.3, we will need this rule only when φ is an unanalyzed component (though it will be usable and useful in other cases, too). And we will never have rules for exploiting unanalyzed components or their negations, so such resources will be active whenever they are available.

3.2.3. Some examples

Here is a derivation that uses the rules RAA and Nc:

	A ∧ ¬ C	1
1 Ext	A	
1 Ext	¬ C	(5)
	B ∧ (C ∧ ¬ D)	3
3 Ext	B	
3 Ext	C ∧ ¬ D	4
4 Ext	C	(5)
4 Ext	¬ D	
	●	
5 Nc	⊥	2
2 RAA	¬ (B ∧ (C ∧ ¬ D))	

One feature of this derivation will now be typical: it is not possible to have all uses of Ext at the beginning of the derivation since this rule may be used to exploit suppositions.

Of course, we might have used RAA at the first stage before applying Ext. But the following derivation shows that even this degree of grouping of uses of Ext will not always be possible.

	A ∧ ¬ B	1
1 Ext	A	(3)
1 Ext	¬ B	(6)
	●	
3 QED	A	2
	B ∧ C	5
5 Ext	B	
5 Ext	C	(6)
	●	
6 Nc	⊥	4
4 RAA	¬ (B ∧ C)	2
2 Cnj	A ∧ ¬ (B ∧ C)	

We might have waited until after the supposition $B \wedge C$ was made before applying Ext to the initial premise; but, by then, there would be two gaps and the first premise would have to be exploited in each in order for them to close. In general, it is wise (though not necessary) to apply Ext to a conjunction as soon as it appears as a resource, but conjunctions may continue to appear as re-

sources from time to time as a derivation develops.

Now let's look at the sort of derivation we might give for the argument that began 3.2.2. We can analyze the first premise of that argument as follows:

- Ann and Bill were not both home without the car being in the driveway
- Ann and Bill were both home without the car being in the driveway
- (Ann and Bill were both home \wedge \neg the car was in the driveway)
- ((Ann was home \wedge Bill was home) \wedge \neg the car was in the driveway)
- $\neg ((A \wedge B) \wedge \neg C)$
- not both both A and B and not C

A: Ann was home; B: Bill was home; C: the car was in the driveway

So the full argument takes the form:

$$\frac{\neg ((A \wedge B) \wedge \neg C) \quad A \wedge \neg C}{\neg B}$$

The negative first premise is crucial for the argument, but we have no way of using it at the moment without having the compound it negates as a resource. To get that compound—i.e., $(A \wedge B) \wedge \neg C$ —as a resource, we need to use Adjunction to build its first conjunct and then the full compound.

	$\neg ((A \wedge B) \wedge \neg C)$	(6)
	$A \wedge \neg C$	2
2 Ext	A	(4)
2 Ext	$\neg C$	(5)
	B	(4)
4 Adj	A \wedge B	X,(5)
5 Adj	$(A \wedge B) \wedge \neg C$	X,(6)
	●	
6 Nc	\perp	3
3 RAA	$\neg B$	

The need to use Adjunction in cases like this will end when we get the further rules of the next section, but it will sometimes still be a natural approach to establishing an entailment.

Now let's see what the derivation looks like if we replace the symbolic sentences by the actual English sentences they analyze:

	Ann and Bill were not both home without the car being in the driveway	(6)
	Ann was home but the car was not in the driveway	2
2 Ext	Ann was home	(4)
2 Ext	the car was not in the driveway	(5)
	Bill was home	(4)
4 Adj	Ann and Bill were both home	X,(5)
5 Adj	Ann and Bill were both home without the car being in the driveway	X,(6)
	●	
6 Nc	⊥	3
3 RAA	Bill was not home	

In a stretch of explicit deductive argumentation in English, various sorts of connecting language would be used to get the effect of the lines and annotations that structure this derivation. Although this is not the sort of entailment where such an explicit argument would ordinarily be given, if one were offered, it might run something like this:

We assume that Ann and Bill were not both home without the car being in the driveway and also that Ann was home but the car was not in the driveway. So we know that Ann was home. And we also know that the car was not in the driveway.

Now suppose (for the sake of *reductio*) that Bill was home. It would follow that Ann and Bill were both home. And then we would know that Ann and Bill were both home without the car being in the driveway. But that contradicts one of our initial assumptions.

So we can conclude that Bill was not home.

The modal verb **would** has been used here in the *reductio* argument of the second paragraph to emphasize that the situation being described need not be a real one. It is possible to go further in that direction by phrasing the supposition itself as **Suppose that Bill were home**; but it is also possible to let the verb **suppose** suffice to show that what follows is not a consequence of the initial premises.

3.2.s. Summary

- 1 The basic law for exhaustiveness says that having one of a pair of contradictory sentences as a premises comes to the same thing as having the other as an alternative. This does not apply to entailment directly, but we can consider a special case which says that one of a pair of contradictory sentences is entailed by a set if and only if the other is inconsistent with that set. Since a sentence and its negation are contradictories, this gives us a pair of principles, laws for negation as a premise and as a conclusion.
- 2 Inconsistency is established by a *reductio* argument. In a derivation, this will be associated with a gap that has \perp as its goal. In order to show a sentence inconsistent with our premises, we add it as a further assumption in the *reductio* argument. This further assumption may be referred to as a supposition of this argument to distinguish it from the premises with which we hope to show it inconsistent. The rule implementing this idea is Reductio ad Absurdum (RAA). To actually reach the goal of \perp , we add a rule allowing us to close a gap when a sentence and its negation are among the resources. This rule is Non-contradiction (Nc) and is named after the traditional law of non-contradiction.
- 3 The use of suppositions means that we will no longer always be able to group all uses of Ext at the beginning of a derivation. A more temporary complication is the need to use Adj to form a sentence contradictory to a negated conjunction, something that will be handled by a rule introduced in the next section.

Glen Helman 11 Jul 2012

3.2.x. Exercise questions

1. Use derivations to establish each of the claims of entailment shown below. Notice that **c** is a claim of tautologousness; it requires a derivation without initial assumptions. All the resources used in a such a derivation will come from suppositions.
 - a. $\neg A \vDash \neg(A \wedge B)$
 - b. $\neg B \vDash \neg(A \wedge B) \wedge \neg(B \wedge C)$
 - c. $\vDash \neg(A \wedge \neg A)$
 - d. $J \wedge C \vDash J \wedge \neg(J \wedge \neg C)$ (see exercise **1j** of 3.1.x)
2. Use derivations to establish each of the claims of entailment shown below. You will need to introduce lemmas to exploit the negated compounds that appear as premises. For most, Adj is enough; but, for the last, you will need to use the rule LFR introduced in 2.4.
 - a. $\neg(A \wedge B), A \vDash \neg B$
 - b. $\neg(A \wedge \neg B), \neg B \vDash \neg A$
 - c. $A, \neg(A \wedge B), \neg(A \wedge C) \vDash \neg B \wedge \neg C$
 - d. $\neg(A \wedge B), \neg(C \wedge \neg B) \vDash \neg(A \wedge C)$

We have too limited a group of rules at this point for the exercise machine to be useful.

Glen Helman 11 Jul 2012

3.2.xa. Exercise answers

1. a.

	$\neg A$	(3)
	$A \wedge B$	2
2 Ext	A	(3)
2 Ext	B	
	●	
	\perp	1
3 Nc	\perp	
1 RAA	$\neg(A \wedge B)$	

b.

	$\neg B$	(4),(7)
	$A \wedge B$	3
3 Ext	A	
3 Ext	B	(4)
	●	
	\perp	2
4 Nc	\perp	
2 RAA	$\neg(A \wedge B)$	1
	$B \wedge C$	6
6 Ext	B	(7)
6 Ext	C	
	●	
	\perp	5
7 Nc	\perp	
5 RAA	$\neg(B \wedge C)$	1
1 Cnj	$\neg(A \wedge B) \wedge \neg(B \wedge C)$	

c.

	$A \wedge \neg A$	2
2 Ext	A	(3)
2 Ext	$\neg A$	(3)
	●	
	\perp	1
3 Nc	\perp	
1 RAA	$\neg(A \wedge \neg A)$	

d.	$J \wedge C$	1
	\overline{J}	(3)
1 Ext	C	(6)
1 Ext	\bullet	
	\overline{J}	2
3 QED	$\overline{J \wedge \neg C}$	5
	J	
5 Ext	$\neg C$	(6)
5 Ext	\bullet	
	\perp	4
6 Nc	$\overline{\neg (J \wedge \neg C)}$	2
4 RAA	$J \wedge \neg (J \wedge \neg C)$	
2 Cnj		

2. a.	$\neg (A \wedge B)$	(3)
	A	(2)
	\overline{B}	(2)
2 Adj	$A \wedge B$	X,(3)
	\bullet	
	\perp	1
3 Nc	$\overline{\neg B}$	
1 RAA		

b.	$\neg (A \wedge \neg B)$	(3)
	$\neg B$	(2)
	\overline{A}	(2)
2 Adj	$A \wedge \neg B$	X,(3)
	\bullet	
	\perp	1
3 Nc	$\overline{\neg A}$	
1 RAA		

c.

	A	(3),(6)
	$\neg(A \wedge B)$	(4)
	$\neg(A \wedge C)$	(7)
	B	(3)
3 Adj	A \wedge B	X,(4)
	●	
4 Nc	\perp	2
2 RAA	$\neg B$	1
	C	(6)
6 Adj	A \wedge C	X,(7)
	●	
7 Nc	\perp	5
5 RAA	$\neg C$	1
1 Cnj	$\neg B \wedge \neg C$	

d.

	$\neg(A \wedge B)$	(6)
	$\neg(C \wedge \neg B)$	(8)
	A \wedge C	2
2 Ext	A	(5)
2 Ext	C	(7)
	B	(5)
5 Adj	A \wedge B	X,(6)
	●	
6 Nc	\perp	4
4 RAA	$\neg B$	3
	$\neg B$	(7)
7 Adj	C \wedge $\neg B$	X,(8)
	●	
8 Nc	\perp	3
3 LFR	\perp	1
1 RAA	$\neg(A \wedge C)$	